

6-sided Origami Puzzle

Xmas Card 2


Let's write a message on it and send!

● Print this out on paper.

★ Always ask an adult before using scissors.

————— cut

- - - - - fold out 

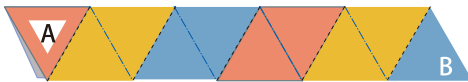
- · - · - · - fold in 



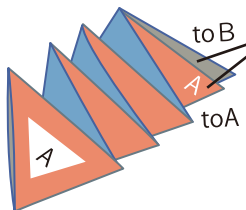
How to make it

1. Cut out the shape.

2. Fold in half.

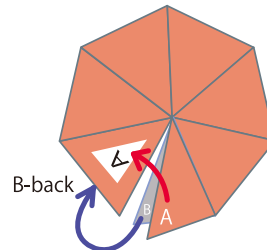


3. Fold along the lines, out, in, out.....



4. Open these 2 triangles, put glue on them.

5. Match A to A, B to B, then glue.
(Glue the same illustrations.)

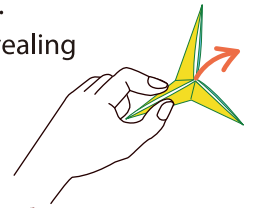


How to use

Make the hexagon into a standing triangle.

It can now be opened from the middle, revealing the next illustrations.

You should see 3 complete illustrations!



Have fun!



*If the puzzle seems all mixed up, flip it over.