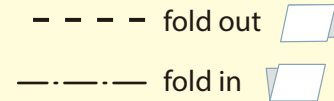


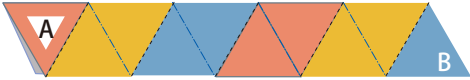
# 6-sided Origami Puzzle

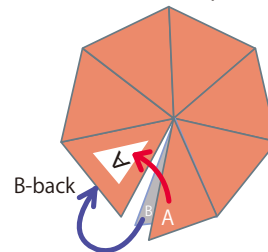
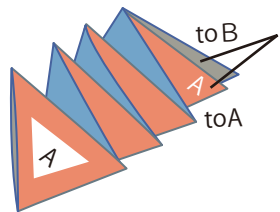
● Print this and make!

★ Always ask an adult before using scissors.



## How to make it

1. Cut out the shape.
2. Fold in half. 
3. Fold along the lines, out, in, out....
4. Open these 2 triangles, put glue on them.
5. Match A to A, B to B, then glue. (Glue the same illustrations.)



## How to use

Make the hexagon into a standing triangle. It can now be opened from the middle, revealing the next illustrations. You should see 3 complete illustrations!



Have fun!



\*If the puzzle seems all mixed up, flip it over.