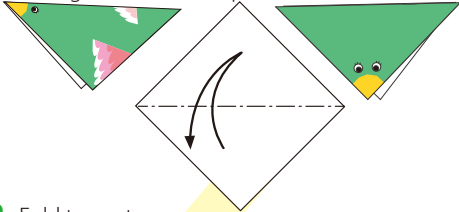


Chattering Crow

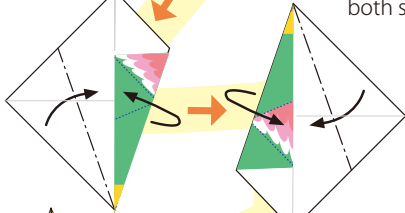
1 Fold out along the diagonal lines and open



Both sides

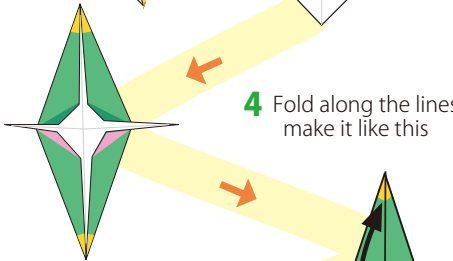
Fold out -----
Fold in - - - - -

2 Fold to center and open

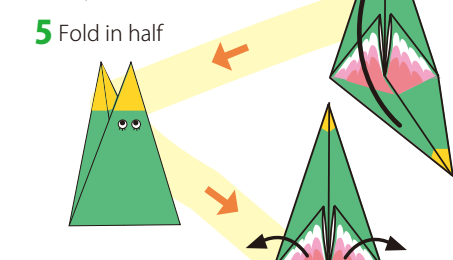


3 Do this on both sides

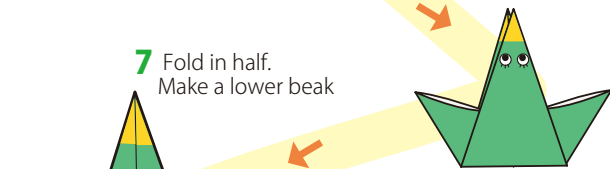
4 Fold along the lines and make it like this



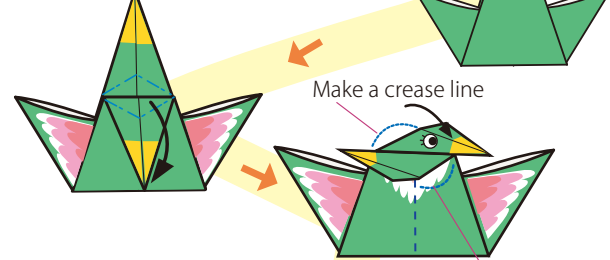
5 Fold in half



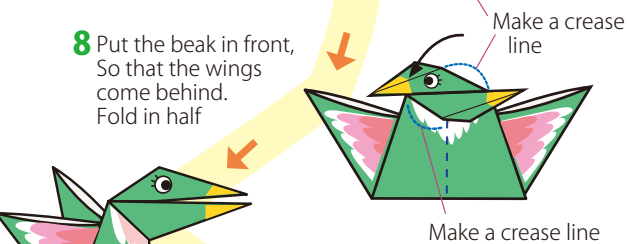
6 Take the triangles out to make wings





7 Fold in half. Make a lower beak



8 Put the beak in front, So that the wings come behind. Fold in half



9 Move the wings. It'll talk!



★ Always ask an adult before using scissors.