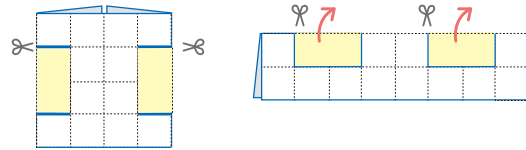


# Origami Flip-Puzzle Pets

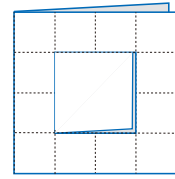


## Instructions

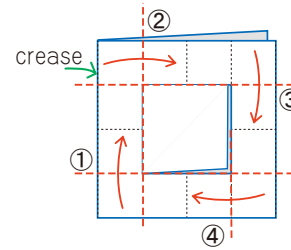
1. Cut out
2. Fold as shown and cut out holes.



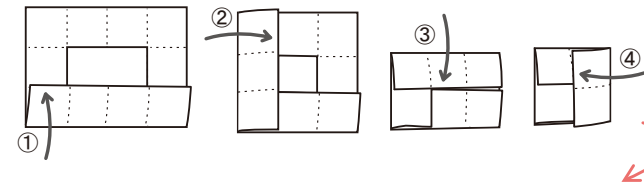
3. Fold in half.



4. Fold clockwise as shown



①→②→③→④





--- fold  
— cut out

to 5

<p>baribarikun.com</p>			<p>chameleon</p>		
	<p>(Here comes the hard part!)</p> <ol style="list-style-type: none"> <li>5. Open the unmatching corner.</li> <li>6. Fold the puzzle back in with the matching image out.</li> </ol> <p>Turn over</p> <p>Change this fold in line to fold out line</p> <ol style="list-style-type: none"> <li>6. Make it like a windmill.</li> </ol> <p>cut out</p>		<p>cut out</p>	<p>cut out</p>	
<p>dog</p>				<p>cat</p>	<p>rabbit</p>
		<p>baribarikun.com</p>			

## How to use

Fold-out down the middle and open up-and-down or side-to-side. Find all 6!



Tip: Make sure all creases are crisp.