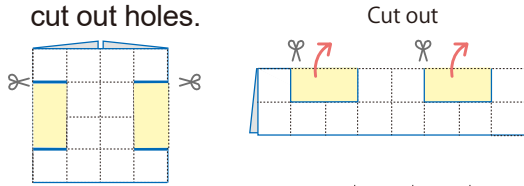


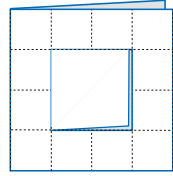
# Origami Flip-Puzzle Wild Things

## Instructions

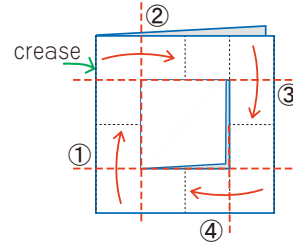
1. Cut out
2. Fold as shown and cut out holes.



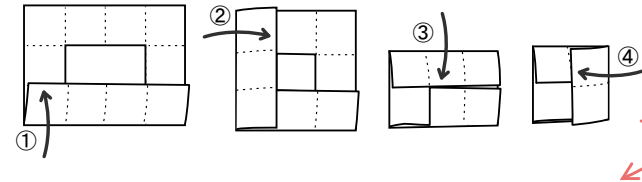
3. Fold in half.



4. Fold clockwise as shown



① → ② → ③ → ④



--- fold  
— cut out



ばいばい

lion

dolphin

penguin

(Here comes the hard part!)

5. Open the unmatching corner.
6. Fold the puzzle back in with the matching image out.

Turn over

Change this fold in line to fold out line

6. Make it like a windmill.

✂ cut out

How to use

✂ cut out

Fold-out down the middle and open up-and-down or side-to-side. Find all 6!

Tip: Make sure all creases are crisp.

elephant

※Always ask an adult when using scissors.

<http://baribarikun.com/>