





















1 








2  








3   










4    









5     


6     


7     
 

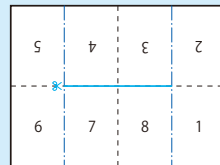
8     
  

9     
   

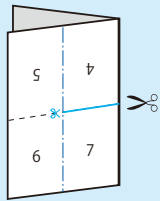
10     
    



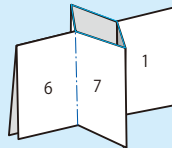
How to make the ,mini book,



1 Fold 8 equal parts



2 Fold in half. Cut along the blue line.



3 Open and fold as shown.



4 When folded it should look like a book.



Let's count



1 2 3

Can you count to 10?

