




Climbing Jack!

★Tip: Glue onto card stock to make it easier to do.



stoppers



Things to prepare

- Thick paper
- Glue
- 1Straw
- String (Kite sting or Thread) 12ft

How to make it

1. Print Jack and the Giant.

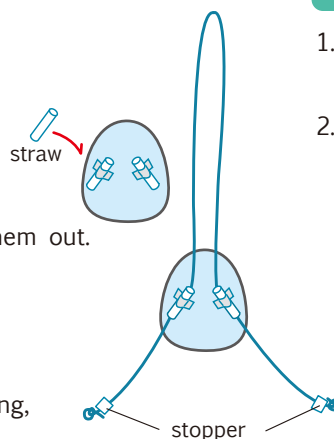
Then on to thick paper and cut them out.

2. Cut the straw into 1inch 2pieces.

Tape diagonally as shown.

3. Put the string through the straws,

as shown tape stoppers to the string, and tie knots, as shown.




How to use

1. Hang the string up high.

Hold the string with both hands.

2. Pull the string with your right hand, then left hand, right, left, right, left. Jack will climb!



★Always ask an adult before using scissors.