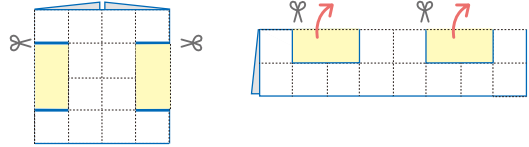


Origami Flip-Puzzle Animals

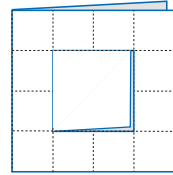


Instructions

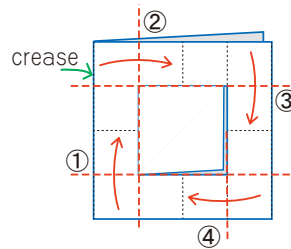
1. Cut out
2. Fold as shown and cut out holes.



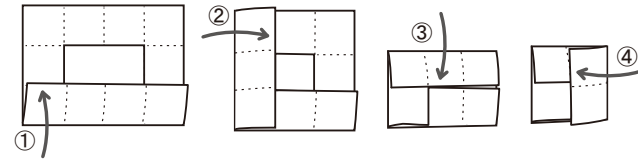
3. Fold in half.



4. Fold clockwise as shown



①→②→③→④



--- fold
— cut out

to 5

How to use cut out ✂

Fold-out down the middle and open up-and-down or side-to-side. Find all 6!

Tip: Make sure all creases are crisp.

(Here comes the hard part!)

5. Open the unmatched corner.
6. Fold the puzzle back in with the matching image out.

Turn over

Change this fold in line to fold out line

6. Make it like a windmill.

✂ cut out

※Always ask an adult when using scissors.