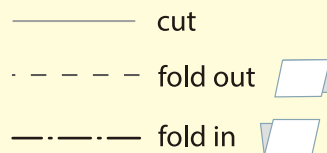


6-sided Origami Puzzle Xmas Card 1

Let's write a message on it and send!

● Print this out on paper.

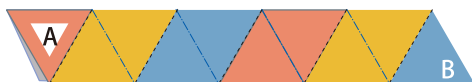
★ Always ask an adult before using scissors.



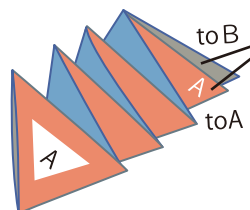
How to make it

1. Cut out the shape.

2. Fold in half.

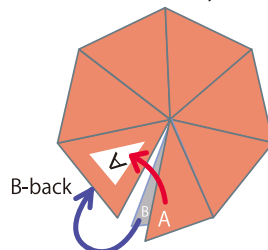


3. Fold along the lines, out, in, out....



4. Open these 2 triangles, put glue on them.

5. Match A to A, B to B, then glue.
(Glue the same illustrations.)

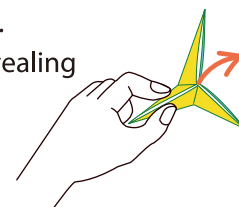


How to use

Make the hexagon into a standing triangle.

It can now be opened from the middle, revealing the next illustrations.

You should see 3 complete illustrations!



Have fun!



*If the puzzle seems all mixed up, flip it over.